


Our lives first!



Introduction to the program

Introduction VP HSE



Nathalie BRUNELLE
Senior VP HSE

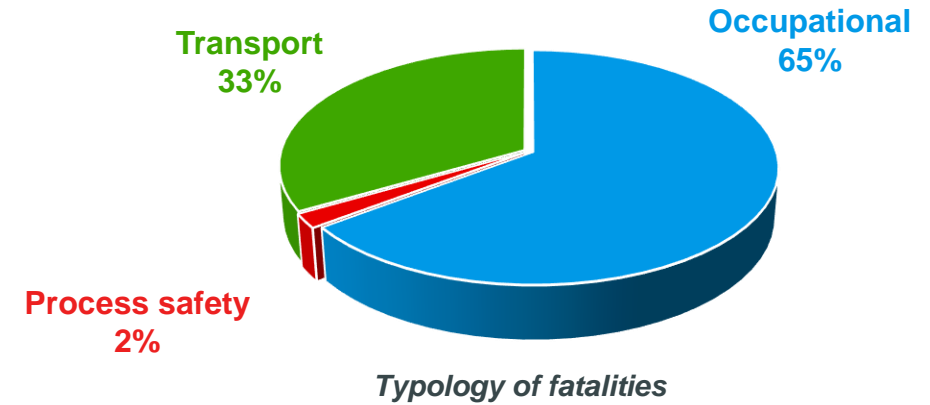
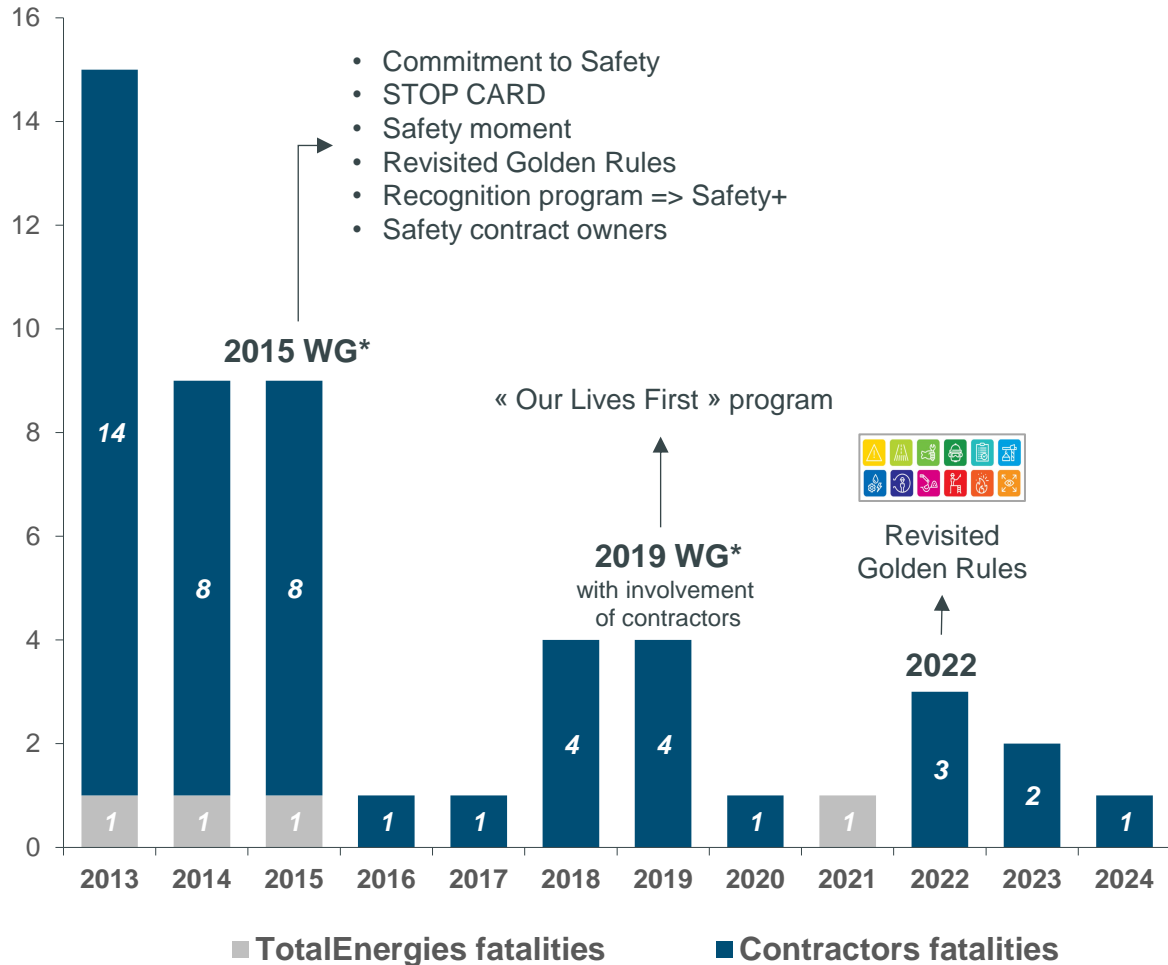

« **Our Lives First!** » is more than just a slogan.



The rituals of « Our Lives First! » give us all the possibility of not starting or stopping work without fear of being sanctioned.



Context



- 39% Work at height
- 18% Work on energized systems
- 12% Lifting operations
- 6% Hot work
- 6% Excavation work
- 3% Confined space
- 3% High-pressure cleaning / sandblasting
- 3% Hand & powered tools...



92% are employees from our contractors

Context

Survey* in 2019 of the staff of TotalEnergies and Contractor Companies conducted:

20 % are not aware of the Company objective of « Zero fatal accident »

20 % did not interrupt **any activity for safety reasons** in the last 6 months

40 % of managers **safety tours are carried out** on a quarterly basis or less frequently

50 % of the workers are not controlled daily on compliance to safety rules

**2200 answers, 700 from contractors, 1500 from TotalEnergies field employees*



« Our lives first » program

- Program runs since **June 2020**
- **3 rituals to prevent fatal accident**
- **Main objectives**
 - Target « **0 fatality** »
 - Be in the field, observe and discuss
 - Talk one language with our contractor
 - Check compliance with our KEY rules
 - As a minimum, focus on the TOP 5 fatal work risks:



Work at height



Powered system



Hot works




Lifting



Confined space

Our lives first:

3 rituals to prevent fatal accidents



Our lives first!



Safety green light



Brief moment to ensure that all conditions are met to start the work safely



SYSTEMATIC

Just before starting and restarting the work

Life saving checks



Field checks to ensure compliance with our rules



AS OFTEN AS POSSIBLE
during execution of the work

Joint safety tours



Joint field visits, TotalEnergies & contractors' management, to see the reality of how safety measures are implemented



AS OFTEN AS POSSIBLE

Pionniers depuis



Our lives first:

3 rituals WITH THE SAME main objective of TotalEnergies' Golden Rules



The Golden Rules: My Commitment, Our Safety



Golden Rules are essential **in preventing fatalities.**

They must be **applied systematically** by all employees of TotalEnergies and contractors, everywhere, everyday.

The 3 rituals give the opportunity to **discuss them** and/or **to verify the application** in the field.

Our lives first:

3 rituals ALSO giving the opportunity to say STOP



STOP CARD

I step in if a situation
seems **dangerous**
to me!




We **ALL** have a duty to intervene as soon as a situation seems dangerous to us. In doing so, we can **ALL** prevent accidents and save lives!

Anybody, TotalEnergies or contractors' employees, is protected when choosing not to initiate or halt a work due to concerns about safety, lack of clarity, incomplete understanding, or any doubts.



When observing a non-compliance item, it is **important to stop the work and to discuss** with the workers and their supervisor if needed, **until the situation is corrected.**

Safety green light



What: Mindset expressed in a **brief moment** to reflect on life-threatening hazards

Why: To increase situation awareness and to reinforce our attention in order to anticipate what could go wrong

Who: All personnel involved in the task, including when a person is working alone. It can include TotalEnergies personnel when present

When:

- As a minimum, required for each job covered by a work permit
- Carried out after the Pre-job briefing
- **Just before starting** the work when everything is ready, and **just before restarting** to make sure conditions are not changed

Where: At the job location or at the safest environment nearby

How: Each worker reflects on four questions and interacts with his co-workers if any. If conditions are not safe, doubts arise, or there are any changes, any worker can apply a **STOP (red light)**

Our lives first!



Safety green light

- 1 Has the work been explained to ME?
- 2 Do I see anything DIFFERENT from what is planned?
- 3 Do I understand MY contribution to prevent any accident?

I am ready to start my work safely



I have doubts



I report to my team leader



Safety green light



Video : Safety green light before starting

Pre-Job Briefing



+

Safety Green Light

JUST before starting or restarting a work
Everyone is encouraged to speak up!



The Safety Green Light **complements** and comes **after** the Pre-job briefing.

The Pre-job briefing consists in **formally** explaining the work to be done, the work environment, the risks identified and associated control measures.

Life saving checks



Our lives first!
GO X TT
November 2024

Work at height

Work at height

Location _____ Date _____
Company observed _____ Permit No. _____

YES	NO	N/A	POINTS TO BE CHECKED
<input type="radio"/>	<input type="radio"/>	<input type="radio"/>	1 Have the «Pre-job briefing» and «Safety green light» been carried out?
<input type="radio"/>	<input type="radio"/>	<input type="radio"/>	2 Is the safety helmet with attached chin strap worn by all personnel present at height?
<input type="radio"/>	<input type="radio"/>	<input type="radio"/>	3 When the safety harness is required, is it worn and adjusted (for ex. outside fixed barriers or in a MEWP - Mobile Elevating Working Platform)?
<input type="radio"/>	<input type="radio"/>	<input type="radio"/>	4 Is the potential falling path clear of obstructions when working with a safety harness?
<input type="radio"/>	<input type="radio"/>	<input type="radio"/>	5 Are all personnel wearing a safety harness tied off to pre-defined anchor points?
<input type="radio"/>	<input type="radio"/>	<input type="radio"/>	6 Are work crew aware that team member wearing a harness should remain visible or audible?
<input type="radio"/>	<input type="radio"/>	<input type="radio"/>	7 Is safe clearance from potential hazards considered (powerlines, coactivity)?
<input type="radio"/>	<input type="radio"/>	<input type="radio"/>	8 Are gaps, holes or fragile areas in floorings, guard rails and roofs, identified and / or protected?
<input type="radio"/>	<input type="radio"/>	<input type="radio"/>	9 Are tools and work materials secured to avoid dropped objects or the zone below is marked off?
<input type="radio"/>	<input type="radio"/>	<input type="radio"/>	10 Has the scaffold been inspected and declared safe for use?
<input type="radio"/>	<input type="radio"/>	<input type="radio"/>	11 Is the work crew aware that a deployed MEWP or a mobile scaffold with personnel on it, shall not be moved?
<input type="radio"/>	<input type="radio"/>	<input type="radio"/>	12 Are all personnel involved in the work out of the line of fire and others not directly involved kept out?

Comments _____
Name _____ Company _____
Signature _____

What: Field checks using specific checklists covering at least the top 5 life-threatening activities, with a picture representing the activity on the front, and the points to be checked on the back

Why: To carry out regular compliance checks of our key rules (Golden Rules and Company Rules) designed to prevent fatal accidents

Who: By personnel not directly involved in the execution of the work (e.g. 1st line supervisors, managers, etc.)


When: During the execution of the work when life-threatening activity takes place

How: Each verification item of the relevant checklist(s) is systematically checked, to ensure compliance and to identify most frequent anomalies for improvement



Checklists are simple and designed **to be used by non expert personnel**. It should take around 15 minutes to perform the checks. They don't replace contractors' tools and checklists designed to be used by specialists in the trade for their own needs and allowing deeper verification.

Joint safety tours



What: Joint field visits performed by TotalEnergies & contractors' management to observe and discuss safety with field personnel

Why: To be connected with the team, see the reality of how safety measures are implemented. To demonstrate the interest and commitment for safety, to listen to workforce safety concerns and to recognize good performance

Who: TotalEnergies managers (including 1st line managers) and counterparts in contractor companies

When: As often as possible as per plan defined by the entity/affiliate

How: Each Joint safety tour should be carefully planned and prepared. It is important to take the time to listen/talk to people, to ask questions to identify avenues for improvement, give praise and encouragement. After the joint safety tour, it is important to debrief and to share the report of the visit with all parties.

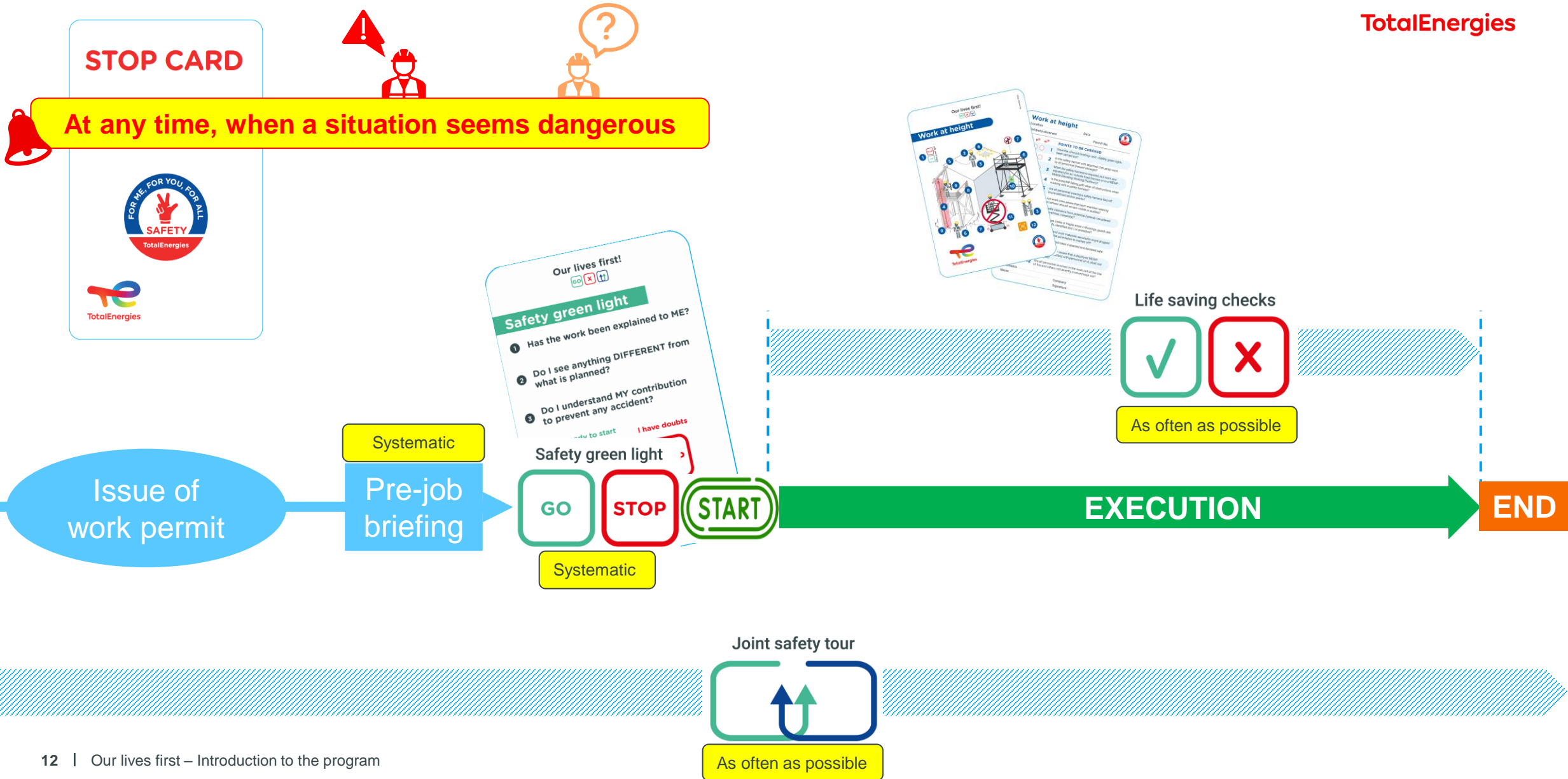


It is not a control exercise to blame professionals.









Joint safety tours are not limited to Safety Contract Owners as they represent a limited number of top managers from entities, while **Joint safety tours concern the entire operational line management in relation with contractors.**

Effective safety barriers in the field



Toolbox HSE : <https://toolbox-hse.totalenergies.com/>



- **General presentation of the program**
 - Training kit (PPT), for ambassadors and all managers (including 1st line managers)
- **Safety green light**  
 - Training kit (PPT), for ambassadors and all managers (including 1st line managers)
 - SGL booklet (PDF), for ambassadors
 - SGL Card
 - Video SGL in practice (MP4)
 - Motion movies (MP4) and posters (PDF), for ALL
- **Life saving checks**  
 - Training kit (PPT), for ambassadors, all managers (including 1st line managers) and users
 - LSC guidance (PDF), for ambassadors
 - LSC checklists
 - Video LSC in practice (MP4)
 - Motion movies (MP4) and posters (PDF), for ALL
- **Joint safety tour** 
 - Training kit (PPT), for ambassadors, all managers (including 1st line managers)
 - JST booklet (PDF), for ambassadors
 - Video JST in practice (MP4)
 - Motion movies (MP4) and posters (PDF), for ALL

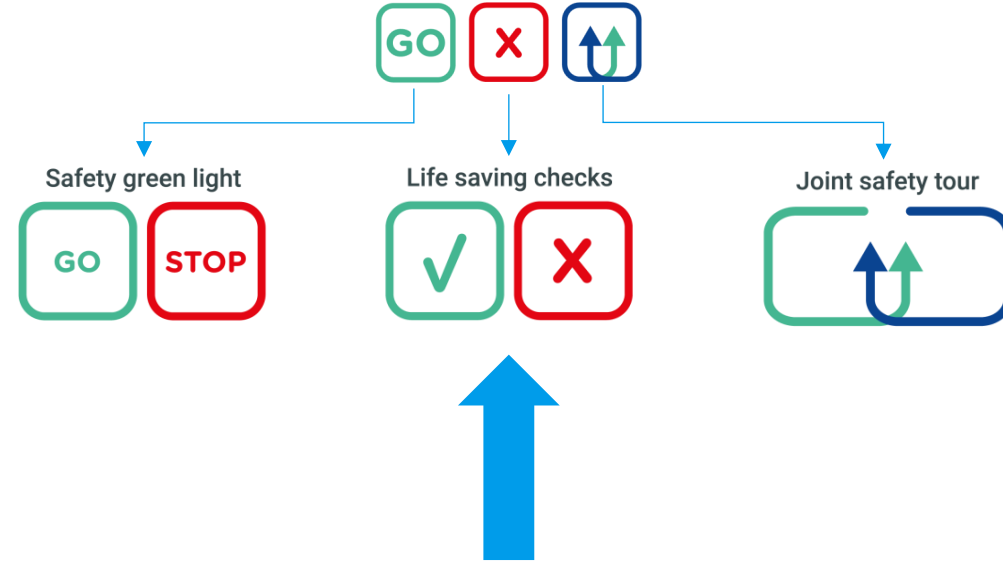
Our lives first!



Conclusion



Our lives first!



The essentials for preventing fatalities



TotalEnergies Golden Rules



Everything is in our hands!

STOP CARD

I step in if a situation seems **dangerous** to me!



Disclaimer and copyright reservation



Definition - TotalEnergies / Company

The entities in which TotalEnergies SE directly or indirectly holds an interest are separate and independent legal entities. The terms "TotalEnergies", "TotalEnergies company" and "Company" used in this document are used to refer to TotalEnergies SE and its affiliates included in the scope of consolidation. Similarly, the terms "we", "us", "our" may also be used to refer to these entities or their employees. It cannot be inferred from the use of these expressions that TotalEnergies SE or any of its affiliates is involved in the business or management of any other company of the TotalEnergies company.

Disclaimer

This presentation may include forward-looking statement within the meaning of the Private Securities Litigation Reform Act of 1995 with respect to the financial condition, results of operations, business, strategy and plans of TotalEnergies that are subject to risk factors and uncertainties caused by changes in, without limitation, technological development and innovation, supply sources, legal framework, market conditions, political or economic events. TotalEnergies does not assume any obligation to update publicly any forward-looking statement, whether as a result of new information, future events or otherwise. Further information on factors which could affect the company's financial results is provided in documents filed by TotalEnergies with the French *Autorité des Marchés Financiers* and the US Securities and Exchange Commission. Accordingly, no reliance may be placed on the accuracy or correctness of any such statements.

Copyright

All rights are reserved and all material in this presentation may not be reproduced without the express written permission of TotalEnergies.